

2019

E-sports versus physical activity among adolescents

Henrietta Varga Szepne

Clinical Center, Univeristy of Debrecen, Hungary

Laszlo Csernoch

Department of Physiology, Faculty of Medicine, University of Debrecen, Hungary

Ildiko Balatoni

Clinical Center, Univeristy of Debrecen, Hungary, balatoni@med.unideb.hu

Follow this and additional works at: <https://dcdansk.bepress.com/journal>



Part of the [Health and Physical Education Commons](#), [Sports Sciences Commons](#), and the [Sports Studies Commons](#)

Recommended Citation

Varga Szépné H, Csernoch L, Balatoni I, E-sports versus physical activity among adolescents. *Balt J Health Phys Act.* 2019; Suppl (2): 38-47. doi: 10.29359/BJHPA.2019.Suppl.2.06

This Article is brought to you for free and open access by Baltic Journal of Health and Physical Activity. It has been accepted for inclusion in Baltic Journal of Health and Physical Activity by an authorized editor of Baltic Journal of Health and Physical Activity.

E-sports versus physical activity among adolescents

Authors' Contribution: **Henrietta Varga Szépné¹ BEF, László Csernoch² ACD, Ildikó Balatoni¹ ADEFG**

A Study Design

B Data Collection

C Statistical Analysis

D Data Interpretation

E Manuscript Preparation

F Literature Search

G Funds Collection

¹ Clinical Center, University of Debrecen, Hungary

² Department of Physiology, Faculty of Medicine, University of Debrecen, Hungary

abstract

Background: While physical activity is believed to be essential for a healthy lifestyle, younger generations seem to spend less time playing sports. On the other hand, in the past couple of years a new type of sports, e-sports has emerged. Though one cannot question that e-sports requires intense concentration and a lot of practice, whether it needs appropriate physical fitness is still debated.

Material and methods: A survey was conducted in Debrecen, in the teacher-training high school of the University of Debrecen with the help of interviewers. Beyond socio-demographic data individual sporting and e-sporting habits were assessed in a gender specific context.

Results: 563 respondents were included in the survey, with an average age of 15.9 ±1.4 years (mean±SD). The respondents reported an average free-time of 3.2 ±1.6 and 6.5 ±1.7 hours on weekdays and weekends, respectively, with boys having a half an hour more free-time. While only 22.7% of the girls play video-games, this is 85.5% in the case of boys. The percentage of youth engaged in daily out-of-school physical activities was 22.9%, but those who do out-of-school sports 2-3 times a week the ratio was 89.5%.

Conclusions: While most of the students participate in regular physical activities, they spend a significant amount of their free-time playing video-games. Not only is this time less for girls than for boys, girls report less free-time and less time spent doing physical activity than boys.

Key words: adolescents, free-time, physical activity, e-sports, video-games.

article details

Article statistics: **Word count:** 1,557; **Tables:** 0; **Figures:** 12; **References:** 18

Received: June 2019; **Accepted:** September 2019; **Published:** December 2019

Full-text PDF: <http://www.balticsportscience.com>

Copyright © Gdansk University of Physical Education and Sport, Poland

Indexation: Celdes, Clarivate Analytics Emerging Sources Citation Index (ESCI), CNKI Scholar (China National Knowledge Infrastructure), CNPIEC, De Gruyter - IBR (International Bibliography of Reviews of Scholarly Literature in the Humanities and Social Sciences), De Gruyter - IBZ (International Bibliography of Periodical Literature in the Humanities and Social Sciences), DOAJ, EBSCO - Central & Eastern European Academic Source, EBSCO - SPORTDiscus, EBSCO Discovery Service, Google Scholar, Index Copernicus, J-Gate, Naviga (Softweco, Primo Central (ExLibris), ProQuest - Family Health, ProQuest - Health & Medical Complete, ProQuest - Illustrata: Health Sciences, ProQuest - Nursing & Allied Health Source, Summon (Serials Solutions/ProQuest, TDOne (TDNet), Ulrich's Periodicals Directory/ulrichsweb, WorldCat (OCLC)

Funding: The work was supported by the EFOP-3.6.2-16-2017-00003 project. The project is co-financed by the European Union and the European Social Fund.

Conflict of interests: Authors have declared that no competing interest exists.

Corresponding author: Dr Ildikó Balatoni, Clinical Center University of Debrecen, Nagyterdei krt. 98, Debrecen, Hungary 4032; e-mail: balatoni@med.unideb.hu

Open Access License: This is an open access article distributed under the terms of the Creative Commons Attribution-Non-commercial 4.0 International (<http://creativecommons.org/licenses/by-nc/4.0/>), which permits use, distribution, and reproduction in any medium, provided the original work is properly cited, the use is non-commercial and is otherwise in compliance with the license.

INTRODUCTION

Nowadays it is cliché to say that the physical activity of young people is lower than it should be, which can be observed among the population of Hungary and more specifically the population of the North Great Plain region as well [1, 2]. This is partly due to the recent increase in the curriculum and time spent with learning and other related activities, although some studies suggest that the usage of IT-tools is at least as relevant. One of the key components of the latter is the spreading and the increase of time spent playing computer games [3]. Today, the term e-sports is increasingly spreading, by which we mean that so called gamer groups playing video games on a regular and competitive basis have emerged [4, 5]. By now e-sports has become a thoroughly researched topic, slowly becoming a part of recreational activities commonly referred to as sports [6, 7]. At the same time however, many people tend to see activities typically considered sports as a virtue, while e-sports are considered to be rather useless when it comes to spending free-time [8, 9].

Those supporting that e-sports should indeed be considered as a sport point out – as their most important argument – that e-sports requires regular exercise, is accompanied by the development of certain motor skills, and in no event should be considered as a lower level intellectual performance than some games that are accepted as sports such as billiards. However, several studies show that while stress associated with intense physical activity improves cognitive functions and memory capacity, such effects of video games cannot be justified [10, 11].

With the spread of the internet, video games, e-sports, and online gaming have become one of the most important factors in spending free time, involving millions of players and substantial amounts of money every day [12]. In recent decades, several studies have dealt with these potential positive – including improved communication capability [e.g.13, 14] – and negative effects – such as deterioration in learning outcomes, health and behavioral problems [15, 16]. The latter has led to the inclusion of “internet gaming disorder” as a potential psychiatric disorder on the one hand, and to a number of studies published in this matter on the other hand [17, 18].

Based on the above, we were interested in how today’s young people distribute their free time between playing video games and physical activities, and whether there are any differences between the various age groups.

MATERIAL AND METHOD

The survey was carried out in Debrecen in the spring of 2018, among the students of a six-grade high school. The questionnaires were filled in with the help of interviewers and based on self-declaration. The completed questionnaires were processed using the EvaSys software (<http://www.vsl.hu>). Our questions covered socio-demographic data beyond the individuals’ sporting habits. During the survey, practicing a sport was defined as a physical activity exercised for a minimum of half an hour outside school physical education. The rest of the questionnaire covered questions concerning e-sporting habits, including the time spent with and the platform of the game, whether it was intended to play in a competitive way and also the age the respondent started playing the game. In the course of analyzing the data, we also examined the proportion of time spent on e-sports and physical activity, extending the scope to the differences between genders and various age groups. Student’s t-test was used to determine statistical differences. A difference was considered significant if $p < 0.05$.

RESULTS

The questionnaire was filled in by 563 people, mean age was 15.9 ± 1.4 years (mean \pm SD), age distribution of respondents is shown in Fig. 1.

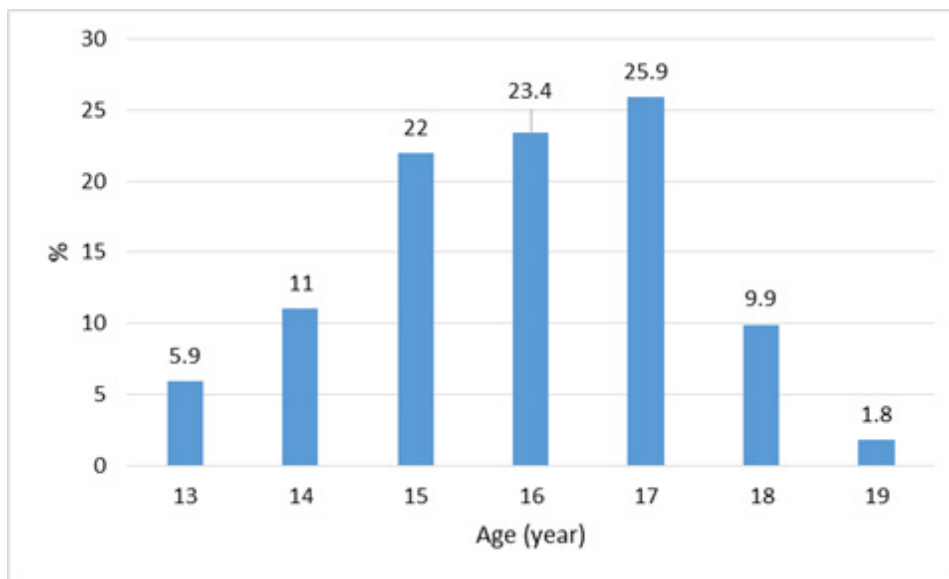


Fig. 1. Distribution of the respondents' age

59.6% of the respondents are girls, 40.4% of them are boys, their mean age corresponds with the mean value.

The overwhelming majority (83.6%) of the young people are residents of Debrecen (Fig. 2) or residents of the surrounding small towns (11.2%).

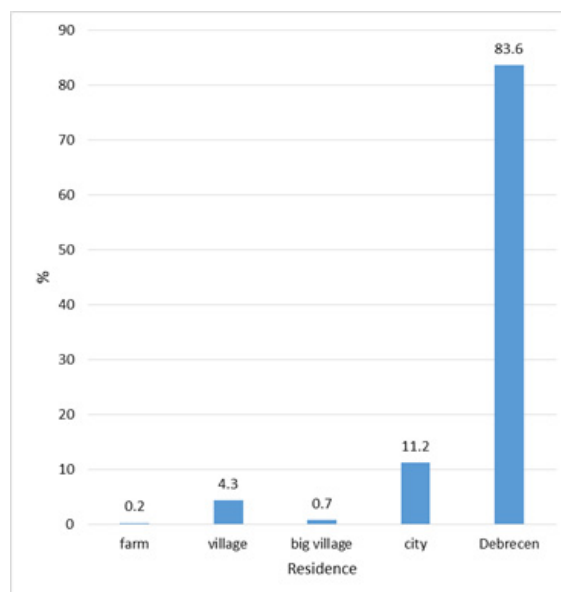


Fig. 2. Residence

Considering the available free time, it can be stated (Fig. 3) that respondents have an average of 3.2 ± 1.6 hours of free time on weekdays while on weekends this value equals 6.5 ± 1.7 hours. When it comes to the difference between the genders, it can be observed that girls have significantly less free time than

boys both on weekdays (3.0 ± 1.4 h versus 3.5 ± 1.8 h) and weekends (6.3 ± 1.8 h versus 6.8 ± 1.5 hours) (weekdays: $p < 0.001$, weekends: $p < 0.005$).

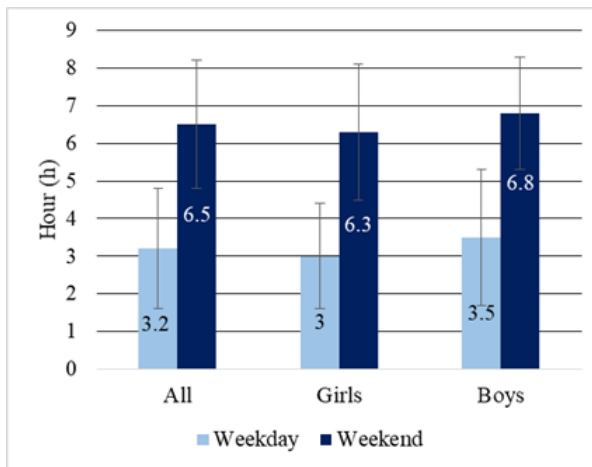


Fig. 3. Amount of free time / self-estimate

When asked if they play computer games, 85.7% of the boys replied “yes”, unlike girls, among whom only 22.1% responded similarly (Fig. 4). The difference is noticeably ($p < 0.0001$) significant.

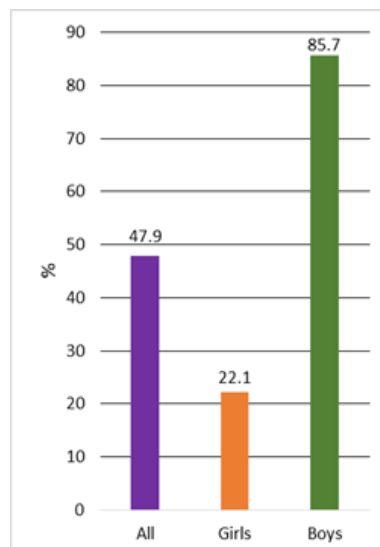


Fig. 3. Proportion of those playing computer games

When asked about the time spent playing computer games, it can be concluded that on weekdays 1.6 ± 1.1 hours are spent with this activity, while on weekends the average is 3.2 ± 1.9 hours. Considering gender differences, it can be stated that boys spend more time on computer games than girls both on weekdays and weekends (Fig. 5), and the difference is significant in both cases ($p < 0.01$, $p < 0.001$).

59.8% of the players use computers and/or phones, 22% game consoles, 15.4% laptops, and 5.4% tablets (Fig. 6).

The most frequently mentioned games are FIFA (15.2%), PUBG, League of Legends (12.7 and 13.2%) and CS: GO (10.7%) (Fig. 7).

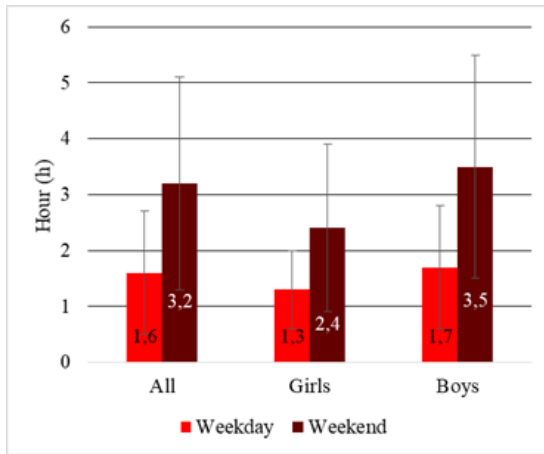


Fig. 5. Time spent playing computer games

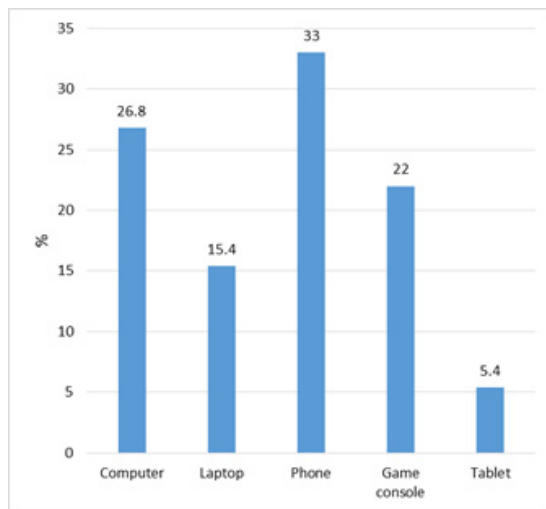


Fig. 6. The platform used

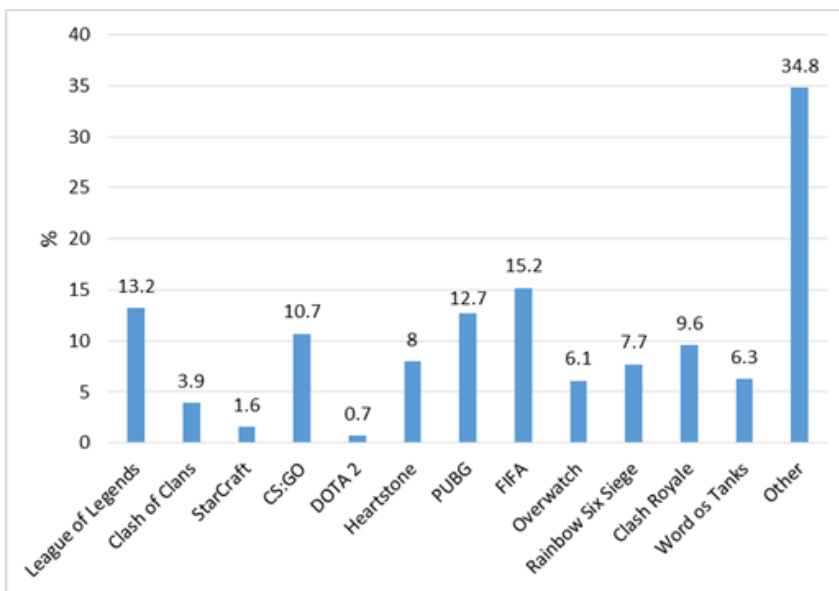


Fig. 7. Games played

The proportion of gamers, that is young people playing e-sports in a competitive way is 9.5% among computer users (i.e. 4.8% of all respondents); slightly more people – 10.8% and 5.7% respectively – are members of e-sports associations (Fig. 8A, B).

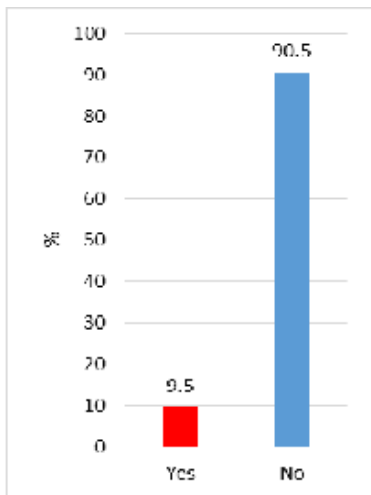


Fig. 8A. Participation in e-sports events

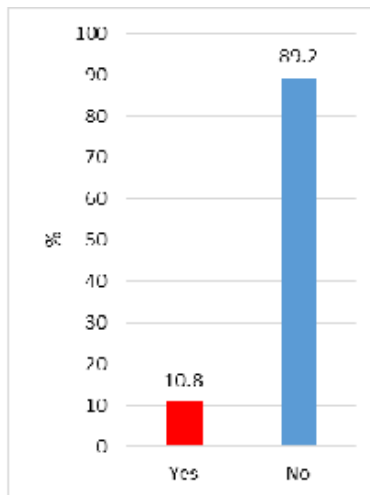


Fig. 8B. Member of an e-sports associations

Looking at the topic of sporting habits, it can be said that the overwhelming majority of respondents (91.6% on average) plays sports regularly. In this respect, there was no evident difference ($p > 0.9$) between the genders. Practicing a sport was defined as an uninterrupted physical activity exercised for a minimum of half an hour outside school physical education. 22.9% of respondents answered “I play sports every day”, 28% responded “4–5 times a week”, 47% “2-3 times a week”, and 2.1% “1-2 times a month” (Fig. 9). Significant difference ($p < 0.001$) between the genders could only be observed in terms of those playing sports every day (in favor of boys).

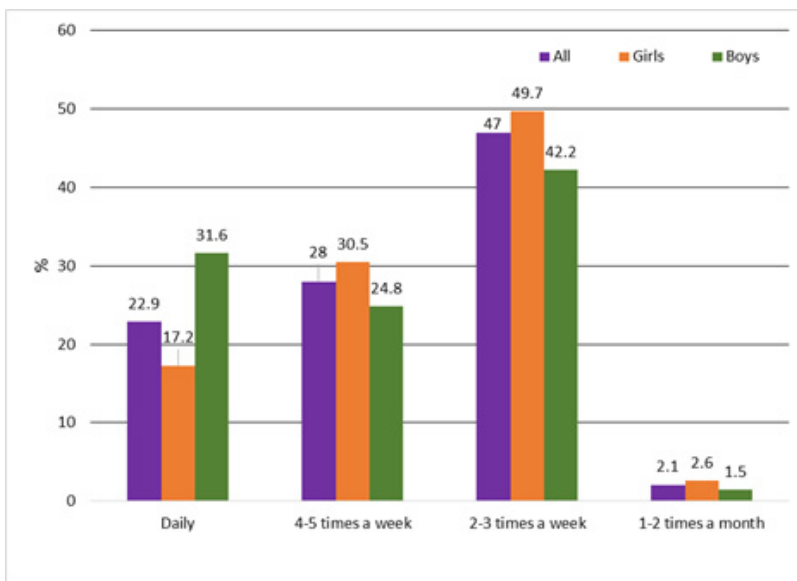


Fig. 9. Distribution of the frequency of playing sports

In terms of the different types of sports they play most of the respondents marked running/athletics (21.5%), workout in a gym (25.4%), cycling (19.5%), dancing (14.6%) and soccer (13.3%) (Fig. 10).

As for the reasons for not playing sports, respondents have identified 3 main areas, namely “lot of studying”, “too tired” and “no time” (Fig. 11).

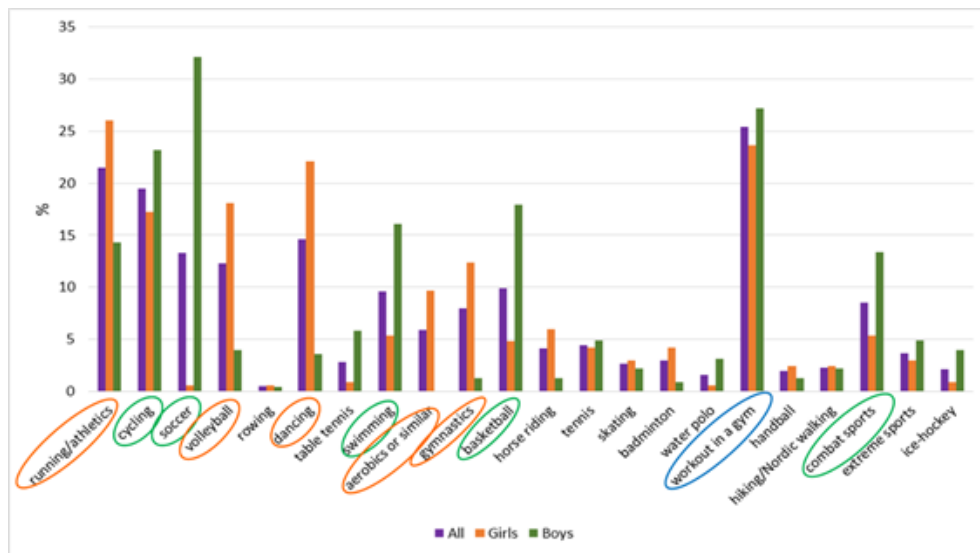


Fig. 10. Types of sports played. Those answers are circled which were selected by girls (orange) or boys (green) in a significantly higher proportion. Blue circle depicts the answer which was the most frequent considering all respondents

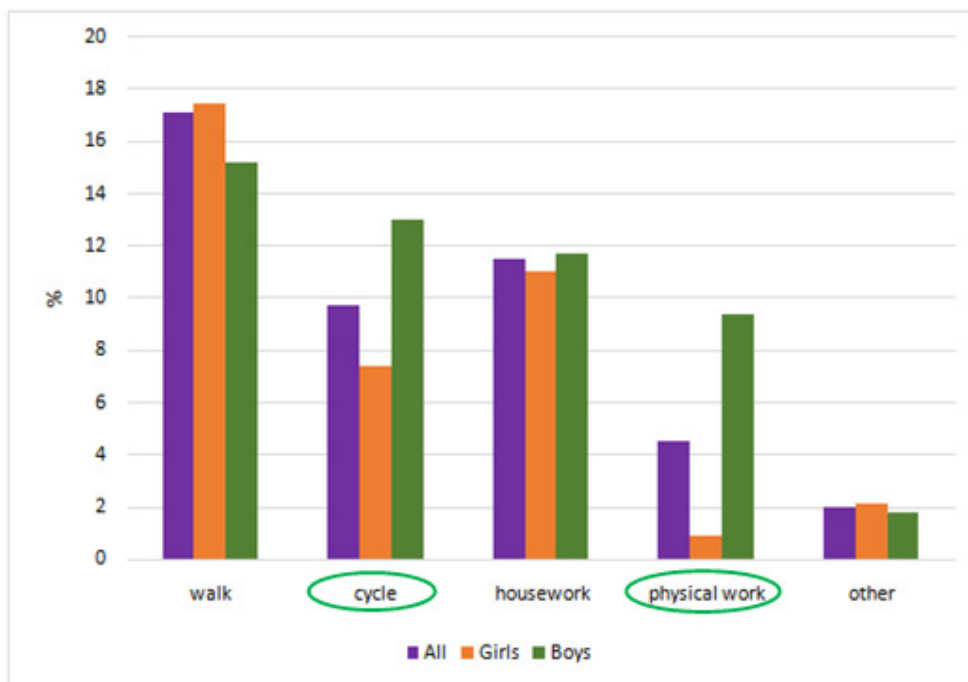


Fig. 11. Reasons for not playing sports. Those answers are circled (orange) which were selected in a significantly higher proportion by girls

We were also interested in whether other types of physical activities had been pursued besides sports. Based on the responses we can say, that walking plays a prominent part in this respect among respondents (Fig. 12). It is also noteworthy that boys report remarkably more cycling and physical work than girls.

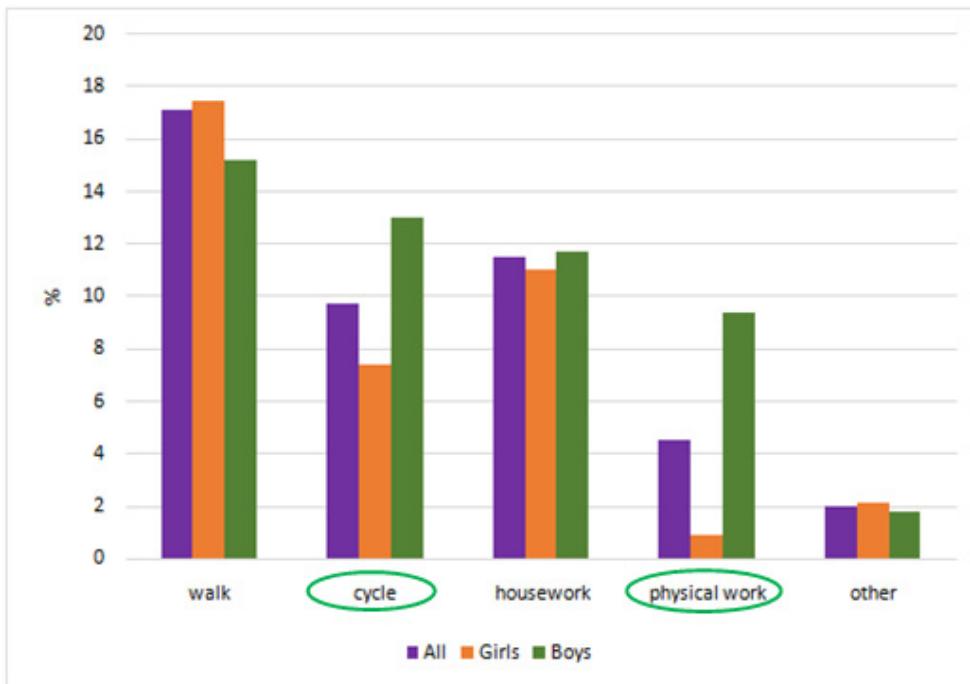


Fig. 12. Other types of physical activities. Those answers are circled (green) which were selected in a significantly higher proportion by boys

DISCUSSION

Nowadays television and computers are the most common ways of spending free time in Hungary and in Europe [e.g. 19]. According to Eurostat 2018 [20] the daily internet users in the EU are 95% and 92% in Hungary. Based on the 2016 results of the representative Hungarian Youth Research involving 12,000 young people, IT-technology usage has further increased in Hungary; with home internet access and smartphones becoming ever more common [21]. In parallel, almost one quarter (24%) of the 15-24-year-old age group in the EU does not engage in physical activity at all and, furthermore, this ratio increases with age [22].

A study looking at 70,000 schoolchildren from 34 countries reported that they spend more than 3 hours daily with sedentary, not related to school or to homework, activities [23]. This is reflected both in a decrease in physical endurance and in the appearance of psychological problems [24]. Noteworthy is also that children's screen time has increased dramatically in the past decade. As screen time (TV, video games, computers, etc.) is usually linked to the consumption of foods with large amounts of fat, sugar, and/or salt, as well as to sugary beverages, this leads to childhood obesity and further decrease in physical activity [25-28].

As a result of our survey, it can be stated that the vast majority of pupils studying in school in Debrecen, Hungary, play sports on a regular basis. They have nearly 3 hours of free time on average on weekdays, and 6.5 hours of free time on weekends. Boys typically report half an hour more free time than girls. Slightly over 10% of boys do not play computer games regularly, unlike girls, three quarters of whom do not choose this form of entertainment. Although it can be observed that boys spend more time playing on a computer than girls, both in absolute terms and in relative percentages of free time, this difference

is not as dramatic as the difference observed in the proportion of computer game players. All in all, students who play computer games spend nearly half of their free time both on weekdays and weekends with this activity.

CONCLUSIONS

In Hungary, due to the compulsory everyday PE classes at school, a large – even in an international context – proportion of high school students are engaged in regular physical activity. On the other hand, data show that, with advancing age, the percentage of those who regularly exercise is becoming lesser and lesser. We must, therefore, find those factors that can positively influence towards or maintain the interest of adolescents in continuing their physical activity and move them away from the computer screen. This not only requires a change in the attitude of the society, but local communities, school teachers, and the families should all act in the same direction. Since from the perspective of our future society children are the most important assets, we need to be aware of their needs and interests in order to influence their lifestyles.

REFERENCES

- [1] Kith N, Csernoch L, Balatoni I. Sport habits in North-Eastern Hungary. *J Health Sci.* 2014;4:46-59.
- [2] Dienes B, Dienes C, Csernoch L, Balatoni I. A testedzés hiányának okai és következményei fiatalokban: az Abauj-Hegyközi kistérségben szerzett tapasztalatok. [Reasons and consequences of reduced physical activity in children: experience learnt from the sub-region Abauj-Hegyköz]. *Magy Sporttud Szle.* 2016;17:13-20. Hungarian.
- [3] Lee KM, Peng W. What do we know about social and psychological effects of computer games? A comprehensive review of the current literature. In: Vorderer P, Bryant J, editors. *Playing video games: Motives, responses, and consequences.* Mahwah NJ USA: Lawrence Erlbaum Associates Publishers; 2006, 327-345.
- [4] Seo Y. Electronic sports: A new marketing landscape of the experience economy. *J Mark Manag.* 2013;29:1542-1560. <https://doi.org/10.1080/0267257X.2013.822906>
- [5] Taylor TL. *Raising the Stakes: E-sports and the professionalization of computer gaming.* Cambridge: MA MIT Press; 2012. <https://doi.org/10.7551/mitpress/8624.001.0001>
- [6] Jonasson K, Thiborg J. Electronic sport and its impact on future sport. *Sport Soc.* 2010;13:287-299. <https://doi.org/10.1080/17430430903522996>
- [7] Lee D, Schoenstedt LJ. Comparison of esports and traditional sports consumption motives. *ICHPER-SD J Res.* 2011;6:39-44.
- [8] Springhall J. *Youth, popular culture and moral panics.* New York: St. Martin's Press; 1998. <https://doi.org/10.1007/978-1-349-27458-1>
- [9] Murphy S. Video games, competition and exercise: A new opportunity for sport psychologists? *Sport Psychol.* 2009;23:487-503. <https://doi.org/10.1123/tsp.23.4.487>
- [10] Kindermann H, Javor A, Reuterod M. Playing counter-strike versus running: The impact of leisure time activities and cortisol on intermediate-term memory in male students. *Cogn Syst Res.* 2016;40:1-7. <https://doi.org/10.1016/j.cogsys.2016.01.002>
- [11] Deleuze J, Christiaens M, Nuyens F, Billieux J. Shoot at first sight! First person shooter players display reduced reaction time and compromised inhibitory control in comparison to other video game players. *Comput Hum Behav.* 2017;72:570-576. <https://doi.org/10.1016/j.chb.2017.02.027>
- [12] Seo Y, Jung S. Beyond solitary play in computer games: The social practices of esports. *J Consumer Cult.* 2014;16:635-655. <https://doi.org/10.1177/1469540514553711>
- [13] Zhong ZJ. The effect of collective MMORPG (Massively Multiplayer Online Role-Playing Games) play on gamers' online and offline social capital. *Comput Hum Behav.* 2011;27:2352-2363. <https://doi.org/10.1016/j.chb.2011.07.014>
- [14] Trepte S, Reinecke L, Juechems K. The social side of gaming: How playing online computer games creates online and offline social support. *Comput Hum Behav.* 2012;28:832-839. <https://doi.org/10.1016/j.chb.2011.12.003>
- [15] Achab S, Nocolier M, Mauny F, et al. Massively multiplayer online role-playing games: Comparing characteristics of addict vs non-addict online recruited gamers in a French adult population. *BMC Psychiatry.* 2011;11:144. <https://doi.org/10.1186/1471-244X-11-144>
- [16] Stetina BU, Kothgassner OD, Lehenbauer M, Kryspin-Exner I. Beyond the fascination of online-games: Probing addictive behaviour and depression in the world of online-gaming. *Comput Hum Behav.* 2011;27:473-479. <https://doi.org/10.1016/j.chb.2010.09.015>

- [17] Nielsen RKL, Karhulahti VM. The problematic coexistence of “internet gaming disorder” and esports. In: Proceedings of the 12th International Conference on the Foundations of Digital Games. New York NY USA ACM; 2017, 52. <https://doi.org/10.1145/3102071.3106359>
- [18] Kuss DJ, Billieux J. Technological addictions: Conceptualisation, measurement, etiology and treatment. Addic Behav. 2017;64:231-233. <https://doi.org/10.1016/j.addbeh.2016.04.005>

Cite this article as:

Varga Szépné H, Csernoch L, Balatoni I,
E-sports versus physical activity among adolescents
Balt J Health Phys Act. 2019; Suppl (2): 38-47
doi: 10.29359/BJHPA.2019.Suppl.2.06